



Content 6.5

Internal Quality Assurance System

CONTENT

6.5.2

Quality assurance initiatives of the institution include:

- 1. Regular meeting of Internal Quality Assurance Cell (IQAC); quality improvement initiatives identified and implemented**
- 2. Academic and Administrative Audit (AAA) and follow-up action taken**
- 3. Collaborative quality initiatives with other institution(s)**
- 4. Participation in NIRF and other recognized rankings**
- 5. Any other quality audit/accreditation recognized by state, national or international agencies such as NAAC, NBA etc.**

6.5.2

NIRF Report, AAA report and details on follow up Actions

**INDEX**

Sr. No.	Details	Page No.
NIRF Report, AAA report and details on follow up Actions		
1	NIRF Report 2022	3-6
2	NIRF Report 2021	7-10
3	Academics and Administrative Audit Report SUK	11-29

[BACK TO INDEX](#)



NIRF Report 2022



National Institutional Ranking Framework
Ministry of Education
Government of India

Welcome to Data Capturing System: PHARMACY

Submitted Institute Data for NIRF'2022'

Institute Name: Ashokrao Mane College of Pharmacy, Peth-Vadgaon [IR-P-C-11230]

Sanctioned (Approved) Intake

Academic Year	2020-21	2019-20	2018-19	2017-18	2016-17	2015-16
UG [4 Years Program(s)]	100	100	100	100	-	-
PG [2 Year Program(s)]	30	30	-	-	-	-

Total Actual Student Strength (Program(s) Offered by Your Institution)

(All programs of all years)	No. of Male Students	No. of Female Students	Total Students	Within State (Including male & female)	Outside State (Including male & female)	Outside Country (Including male & female)	Economically Backward (Including male & female)	Socially Challenged (SC+ST+OBC Including male & female)	No. of students receiving full tuition fee reimbursement from the State and Central Government	No. of students receiving full tuition fee reimbursement from Institution Funds	No. of students receiving full tuition fee reimbursement from the Private Bodies	No. of students who are not receiving full tuition fee reimbursement
UG [4 Years Program(s)]	198	244	442	441	1	0	13	134	39	0	0	108
PG [2 Year Program(s)]	25	27	52	52	0	0	1	16	8	0	0	9

Placement & Higher Studies


UG [4 Years Program(s)]: Placement & higher studies for previous 3 years

Academic Year	No. of first year students intake in the year	No. of first year students admitted in the year	Academic Year	No. of students admitted through Lateral entry	Academic Year	No. of students graduating in minimum stipulated time	No. of students placed	Median salary of placed graduates(Amount in Rs.)	No. of students selected for Higher Studies
2015-16	100	100	2016-17	18	2018-19	105	65	18300(one lakh eighty three thousand)	18
2016-17	100	100	2017-18	12	2019-20	94	39	211000(two lakh eleven thousand)	26
2017-18	100	100	2018-19	17	2020-21	95	55	211000(two lakh eleven thousand)	24

PG [2 Years Program(s)]: Placement & higher studies for previous 3 years

Academic Year	No. of first year students intake in the year	No. of first year students admitted in the year	Academic Year	No. of students graduating in minimum stipulated time	No. of students placed	Median salary of placed graduates(Amount in Rs.)	No. of students selected for Higher Studies
2017-18	30	11	2018-19	11	10	500000(five lakh rupees)	0
2018-19	30	22	2019-20	15	11	50000(fifty thousand rupees)	0

[BACK TO INDEX](#)



2019-20	30	23	2020-21	17	15	211000(two lakh eleven thousand)
Ph.D Student Details						
Ph.D (Student pursuing doctoral program till 2020-21 Students admitted in the academic year 2020-21 should not be entered here.)						
					Total Students	
Full Time					0	
Part Time					2	
No. of Ph.D students graduated (including Integrated Ph.D)						
		2020-21		2019-20		2018-19
Full Time		0		0		0
Part Time		0		0		0
Financial Resources: Utilised Amount for the Capital expenditure for previous 3 years						
Academic Year		2020-21		2019-20		2018-19
		Utilised Amount		Utilised Amount		Utilised Amount
Annual Capital Expenditure on Academic Activities and Resources (excluding expenditure on buildings)						
Library	171691 (one lakh seventy one thousand six hundred and ninety one rupees)		795000 (seven lakh ninety five thousand rupees)		48583 (fourty eight thousand five hundred eighty three rupees)	
New Equipment for Laboratories	0 (zero)		2000000 (twenty lakh rupees)		0 (zero)	
Other expenditure on creation of Capital Assets (excluding expenditure on Land and Building)	5960 (five thousand nine hundred and sixty rupees)		1150000 (eleven lakh fifty thousand rupees)		1219511 (twelve lakh ninteen thousand five hundred and eleven rupees)	
Financial Resources: Utilised Amount for the Operational expenditure for previous 3 years						
Academic Year		2020-21		2019-20		2018-19
		Utilised Amount		Utilised Amount		Utilised Amount
Annual Operational Expenditure						
Salaries (Teaching and Non Teaching staff)	35141375 (three crore fifty one lakh forty one thousand three hundred and seventy five rupees)		34369211 (three crore fourty three lakh sixty nine thousand two hundred and eleven rupees)		32863161 (three crore twenty eight lakh sixty three thousand one undred and sixty one rupees)	
Maintenance of Academic Infrastructure or consumables and other running expenditures(excluding maintenance of hostels and allied services,rent of the building, depreciation cost, etc)	2362101 (twenty three lakh sixty two thousand one hundred and one rupees)		4636589 (fourty six lakh thirty six thosand five hundred and eighty nine rupees)		4110385 (fourty one lakh ten thousand three undred and eighty five rupees)	
Seminars/Conferences/Workshops	18500 (eighteen thousand five hundred rupees)		225385 (two lakh twenty five thousand three hundred and eighty five rupees)		15170 (fifteen thousand one hundred and seventy rupees)	
IPR						
Calendar year		2020		2019		2018
No. of Patents Published		0		0		0
No. of Patents Granted		0		0		0

[BACK TO INDEX](#)



Sponsored Research Details

Financial Year	2020-21	2019-20	2018-19
Total no. of Sponsored Projects	0	0	0
Total no. of Funding Agencies	0	0	0
Total Amount Received (Amount in Rupees)	0	0	0
Amount Received in Words	Zero	Zero	Zero

Consultancy Project Details

Financial Year	2020-21	2019-20	2018-19
Total no. of Consultancy Projects	0	0	0
Total no. of Client Organizations	0	0	0
Total Amount Received (Amount in Rupees)	0	0	0
Amount Received in Words	Zero	Zero	Zero


PCS Facilities: Facilities of physically challenged students

1. Do your institution buildings have Lifts/Ramps?	Yes, more than 60% of the buildings
2. Do your institution have provision for walking aids, including wheelchairs and transportation from one building to another for handicapped students?	Yes
3. Do your institution buildings have specially designed toilets for handicapped students?	Yes, more than 40% of the buildings

Faculty Details

Sno	Name	Age	Designation	Gender	Qualification	Experience (In Months)	Currently working with institution?	Joining Date	Leaving Date	Association type
1	Snehal Nivas Korpele	31	Assistant Professor	Female	Master of Pharmacy	77	Yes	06-12-2021	--	Adhoc / Contractual
2	Babaso Vitthal Udugade	36	Professor	Male	Ph.D	162	Yes	02-09-2021	--	Adhoc / Contractual
3	Prashant Sadashiv Kumbhar	36	Associate Professor	Male	Master of Pharmacy	105	Yes	08-11-2021	--	Adhoc / Contractual
4	Aishwarya Prakash Bhosale	23	Assistant Professor	Female	Master of Pharmacy	1	Yes	10-11-2021	--	Adhoc / Contractual
5	Sandip Akaram Bandgar	39	Associate Professor	Male	Ph.D	161	Yes	01-07-2006	--	Regular
6	Vipul Malgonda Patil	36	Associate Professor	Male	M. Pharm	155	Yes	01-01-2006	--	Regular
7	Rajanikant Balasaheb Ghotane	37	Associate Professor	Male	M. Pharm	132	Yes	01-11-2010	--	Regular
8	Pramod Baburao Patil	33	Associate Professor	Male	M. Pharm	124	Yes	22-08-2011	--	Regular
9	Shubhangi Vilas Sutar	39	Assistant Professor	Female	Ph.D	119	Yes	01-08-2011	--	Regular

[BACK TO INDEX](#)



10	Manisha Vijaysinh Mane	36	Assistant Professor	Female	M. Pharm	96	Yes	01-09-2013	--	Regular
11	Vikas Rajkumar Dhole	37	Assistant Professor	Male	M. Pharm	108	Yes	21-08-2012	--	Regular
12	Sarika Sampatrao Suryawanshi	33	Assistant Professor	Female	M. Pharm	107	Yes	15-06-2015	--	Adhoc / Contractual
13	Smita Vasant Nhawkar	30	Assistant Professor	Female	M. Pharm	72	Yes	12-06-2017	--	Adhoc / Contractual
14	Pravin Subhash Patil	39	Assistant Professor	Male	M. Pharm	156	Yes	01-08-2017	--	Regular
15	Jaykar Mahadev Jagtap	35	Other	Male	MCA	48	Yes	12-06-2017	--	Adhoc / Contractual
16	Poonam Nilesh Chougule	31	Assistant Professor	Female	M. Pharm	74	Yes	01-07-2019	--	Adhoc / Contractual
17	Shubhangi Vijaykumar Pawar	38	Assistant Professor	Female	M. Pharm	84	Yes	01-04-2019	--	Adhoc / Contractual
18	Neha Dipak Desai	26	Assistant Professor	Female	Master of Pharmacy	35	Yes	01-08-2018	--	Adhoc / Contractual
19	Avdhut Pradip Jadhav	27	Assistant Professor	Male	Master of Pharmacy	36	Yes	03-07-2018	--	Adhoc / Contractual
20	Akshada Vivek Deshmukh	28	Assistant Professor	Female	Master of Pharmacy	8	Yes	01-01-2021	--	Adhoc / Contractual
21	Pranali Pradip Patil	41	Associate Professor	Female	Master of Pharmacy	104	Yes	01-09-2017	--	Adhoc / Contractual
22	Pournima sachin Sankpal	39	Assistant Professor	Female	Master of Pharmacy	144	Yes	26-11-2020	--	Adhoc / Contractual
23	Shailaja Jaykumar Kamble	25	Assistant Professor	Female	Master of Pharmacy	24	Yes	01-07-2019	--	Adhoc / Contractual
24	Pooja Shashikant Patil	25	Assistant Professor	Female	Master of Pharmacy	8	Yes	23-11-2020	--	Adhoc / Contractual
25	Jyoti Vijay Jadhav	28	Assistant Professor	Female	Master of Pharmacy	36	Yes	23-07-2018	--	Adhoc / Contractual
26	Sachinkumar Vasanttrao Patil	41	Dean / Principal / Director / Vice Chancellor	Male	Ph.D	204	Yes	09-03-2021	--	Regular
27	Archana Prasad Patil	41	Other	Female	SET	30	Yes	14-01-2019	--	Regular
28	Pooja Sanket Shaha	35	Assistant Professor	Female	Master of Pharmacy	42	Yes	06-12-2021	--	Adhoc / Contractual
29	Anand Panchakshari Gadad	49	Professor	Male	Ph.D	312	Yes	01-10-2021	--	Adhoc / Contractual
30	Sushilkumar Sukhanand Shinde	49	Assistant Professor	Male	Master of Pharmacy	72	Yes	06-12-2021	--	Adhoc / Contractual
31	Naziya Rafik Patel	33	Assistant Professor	Female	Master of Pharmacy	56	Yes	06-12-2021	--	Adhoc / Contractual

[BACK TO INDEX](#)



NIRF Report 2021



National Institutional Ranking Framework
Ministry of Education
Government of India

Welcome to Data Capturing System: PHARMACY

Submitted Institute Data for NIRF'2021'

Institute Name: Ashokrao Mane College of Pharmacy, Peth-Vadgaon [IR-P-C-11230]

Sanctioned (Approved) Intake

Academic Year	2019-20	2018-19	2017-18	2016-17	2015-16	2014-15
UG [4 Years Program(s)]	100	100	100	100	-	-
PG [2 Year Program(s)]	30	30	-	-	-	-

Total Actual Student Strength (Program(s) Offered by Your Institution)

(All programs of all years)	No. of Male Students	No. of Female Students	Total Students	Within State (Including male & female)	Outside State (Including male & female)	Outside Country (Including male & female)	Economically Backward (Including male & female)	Socially Challenged (SC+ST+OBC including male & female)	No. of students receiving full tuition fee reimbursement from the State and Central Government	No. of students receiving full tuition fee reimbursement from Institution Funds	No. of students receiving full tuition fee reimbursement from the Private Bodies	No. of students who are not receiving full tuition fee reimbursement
UG [4 Years Program(s)]	171	240	411	410	1	0	5	146	41	0	0	110
PG [2 Year Program(s)]	21	21	42	42	0	0	0	15	9	0	0	6

Placement & Higher Studies

UG [4 Years Program(s)]: Placement & higher studies for previous 3 years

Academic Year	No. of first year students intake in the year	No. of first year students admitted in the year	Academic Year	No. of students admitted through Lateral entry	Academic Year	No. of students graduating in minimum stipulated time	No. of students placed	Median salary of placed graduates(Amount in Rs.)	No. of students selected for Higher Studies
2014-15	100	74	2015-16	48	2017-18	112	62	222500(two lakh twenty two thousand five hundred rupees)	23
2015-16	100	100	2016-17	18	2018-19	105	65	183000(one lakh eighty three thousand rupees)	18
2016-17	100	100	2017-18	12	2019-20	94	39	211000(two lakh eleven thousand rupees)	26

PG [2 Years Program(s)]: Placement & higher studies for previous 3 years

Academic Year	No. of first year students intake in the year	No. of first year students admitted in the year	Academic Year	No. of students graduating in minimum stipulated time	No. of students placed	Median salary of placed graduates(Amount in Rs.)	No. of students selected for Higher Studies
2016-17	30	29	2017-18	22	22	5070000(five lakh seventy thousand rupees)	0

[BACK TO INDEX](#)



2017-18	30	11	2018-19	11	10	500000(Five lakh rupees)	0
2018-19	30	22	2019-20	15	11	50000(Fifty thousand rupees)	0

Ph.D Student Details

Ph.D (Student pursuing doctoral program till 2019-20 Students admitted in the academic year 2020-21 should not be entered here.)			
		Total Students	
Full Time	0		
Part Time	4		
No. of Ph.D students graduated (including Integrated Ph.D)			
	2019-20	2018-19	2017-18
Full Time	0	0	0
Part Time	0	0	0

Financial Resources: Utilised Amount for the Capital expenditure for previous 3 years

Academic Year	2019-20	2018-19	2017-18
	Utilised Amount	Utilised Amount	Utilised Amount
Annual Capital Expenditure on Academic Activities and Resources (excluding expenditure on buildings)			
Library	795000 (Seven Lakh Ninety Five Thousand rupees)	48583 (fourty eight thousand five hundred and eighty three rupees)	45884 (fourty five thousand eight hundred and eighty four rupees)
New Equipment for Laboratories	2000000 (Twenty Lakh Rupees)	0 (zero)	26830 (twenty six thousand eight hundred and thirty rupees)
Other expenditure on creation of Capital Assets (excluding expenditure on Land and Building)	1150000 (Eleven Lakh Fifty Thousand rupees)	1219511 (twelve lakh ninteen thousand five hundred and eleven rupees)	236162 (two lakh thirty six thousand one hundred and sixty two rupees)


Financial Resources: Utilised Amount for the Operational expenditure for previous 3 years

Academic Year	2019-20	2018-19	2017-18
	Utilised Amount	Utilised Amount	Utilised Amount
Annual Operational Expenditure			
Salaries (Teaching and Non Teaching staff)	34369211 (three crore forty three lakh sixty nine thousand two hundred and eleven rupees)	32863161 (three crore twenty eight lakh sixty three thousand one hundred and sixty one rupees)	32919206 (three crore twenty nine lakh nineteen thousand two hundred and six rupees)
Maintenance of Academic Infrastructure or consumables and other running expenditures(excluding maintenance of hostels and allied services,rent of the building, depreciation cost, etc)	4636589 (fourty six lakh thirty six thousand five hundred and eighty nine rupees)	4110385 (fourty one lakh ten thousand three hundred and eighty five rupees)	10413102 (one crore four lakh thirteen thousand one hundred and two rupees)
Seminars/Conferences/Workshops	225385 (two lakh twenty five thousand three hundred and eighty five rupees)	15170 (fifteen thousand one hundred and seventy rupees)	221819 (two lakh twenty one thousand eight hundred and nineteen rupees)

IPR

Calendar year	2019	2018	2017
No. of Patents Published	0	0	0

[BACK TO INDEX](#)



No. of Patents Granted	0	0	0
------------------------	---	---	---

Sponsored Research Details

Financial Year	2019-20	2018-19	2017-18
Total no. of Sponsored Projects	0	0	0
Total no. of Funding Agencies	0	0	0
Total Amount Received (Amount in Rupees)	0	0	0
Amount Received in Words	Zero	Zero	Zero

Consultancy Project Details

Financial Year	2019-20	2018-19	2017-18
Total no. of Consultancy Projects	0	0	0
Total no. of Client Organizations	0	0	0
Total Amount Received (Amount in Rupees)	0	0	0
Amount Received in Words	Zero	Zero	Zero


PCS Facilities: Facilities of physically challenged students

1. Do your institution buildings have Lifts/Ramps?	Yes, more than 40% of the buildings
2. Do your institution have provision for walking aids, including wheelchairs and transportation from one building to another for handicapped students?	Yes
3. Do your institution buildings have specially designed toilets for handicapped students?	Yes, less than 40% of the buildings

Faculty Details

Srno	Name	Age	Designation	Gender	Qualification	Experience (In Months)	Is Associated Last Year	Currently working with institution?	Joining Date	Leaving Date	Association type
1	Sandip Akaram Bandgar	38	Associate Professor	Male	M. Pharm	149	Yes	Yes	01-07-2008	--	Regular
2	Vipul Malgonda Patil	35	Associate Professor	Male	M. Pharm	143	Yes	Yes	01-01-2009	--	Regular
3	Rajnikant Balasaheb Ghotane	36	Associate Professor	Male	M. Pharm	120	Yes	Yes	01-11-2010	--	Regular
4	Pramod Baburao Patil	32	Associate Professor	Male	M. Pharm	112	Yes	Yes	22-08-2011	--	Regular
5	Shubhangi Vilas Sutar	38	Assistant Professor	Female	M. Pharm	168	Yes	Yes	01-08-2011	--	Regular
6	Manisha Vijaysinh Mane	35	Assistant Professor	Female	M. Pharm	84	Yes	Yes	01-09-2013	--	Regular
7	Vikas R Dhole	36	Assistant Professor	Male	M. Pharm	96	Yes	Yes	21-08-2012	--	Regular

[BACK TO INDEX](#)



8	Sarika Sampatrao Suryawanshi	32	Assistant Professor	Female	M. Pharm	66	Yes	Yes	15-06-2015	--	Adhoc / Contractual
9	Smita Vasant Nhwkar	29	Assistant Professor	Female	M. Pharm	43	Yes	Yes	12-06-2017	--	Adhoc / Contractual
10	Chitra Govind Rajput	35	Assistant Professor	Female	M. Pharm	47	Yes	Yes	11-08-2016	--	Adhoc / Contractual
11	Pravin Subhash Patil	38	Assistant Professor	Male	M. Pharm	144	Yes	Yes	01-08-2017	--	Regular
12	Jaykar Mahadev Jagtap	34	Other	Male	MCA	37	Yes	Yes	12-06-2017	--	Adhoc / Contractual
13	Rajkmar Sangappa Bagali	44	Dean / Principal / Director / Vice Chancellor	Male	Ph.D	19	Yes	Yes	01-01-2019	--	Adhoc / Contractual
14	Santosh Maruti Gejage	33	Associate Professor	Male	Ph.D	96	Yes	Yes	08-07-2019	--	Adhoc / Contractual
15	Poonam Nilesh Chougule	30	Assistant Professor	Female	M. Pharm	15	Yes	Yes	01-07-2019	--	Adhoc / Contractual
16	Shubhangi Vijaykumar Pawar	37	Assistant Professor	Female	M. Pharm	16	Yes	Yes	01-04-2019	--	Adhoc / Contractual
17	Karthikeyan M	41	Associate Professor	Male	Ph.D	12	Yes	Yes	10-07-2019	--	Adhoc / Contractual
18	Deepa M K	39	Associate Professor	Female	Ph.D	13	Yes	Yes	10-07-2019	--	Adhoc / Contractual
19	Ashok Lakshmanrao Ganure	53	Professor	Male	Ph.D	84	Yes	Yes	01-01-2019	--	Adhoc / Contractual
20	Neha Dipak Desai	25	Assistant Professor	Female	Master of Pharmacy	24	Yes	Yes	01-08-2018	--	Adhoc / Contractual
21	Avdhut Pradip Jadhav	26	Assistant Professor	Male	Master of Pharmacy	25	Yes	Yes	03-07-2018	--	Adhoc / Contractual
22	Akshada Vivek Deshmukh	27	Assistant Professor	Female	Master of Pharmacy	1	No	Yes	01-01-2021	--	Adhoc / Contractual
23	Ashwini Kushal Kukade	30	Assistant Professor	Female	Master of Pharmacy	1	No	Yes	01-01-2021	--	Adhoc / Contractual
24	Pranali Pradip Patil	40	Associate Professor	Female	Master of Pharmacy	35	Yes	Yes	01-09-2017	--	Adhoc / Contractual
25	Pournima sachin Sankpal	38	Assistant Professor	Female	Master of Pharmacy	96	No	Yes	26-11-2020	--	Adhoc / Contractual
26	Shailaja Jaykumar Kamble	24	Assistant Professor	Female	Master of Pharmacy	24	No	Yes	01-07-2019	--	Adhoc / Contractual
27	Pooja Shashikant Patil	24	Assistant Professor	Female	Master of Pharmacy	2	No	Yes	23-11-2020	--	Adhoc / Contractual
28	Jyoti Vijay Jadhav	27	Assistant Professor	Female	Master of Pharmacy	24	No	Yes	23-07-2018	--	Adhoc / Contractual
29	Kajal Bandu Chougule	28	Assistant Professor	Female	Master of Pharmacy	33	No	Yes	09-06-2020	--	Adhoc / Contractual

[BACK TO INDEX](#)



Academic Audit Report
Shivaji University, Kolhapur

[BACK TO INDEX](#)



Certificate of Academic Audit

248



Estd. 1962
"A++" Accredited by NAAC (2021)
with CCPA 2.52

SHIVAJI UNIVERSITY, KOLHAPUR

CERTIFICATE OF ACADEMIC AUDIT

*This is to certify that the college has undergone Academic Audit, as per the provision of Maharashtra Public University Act, 2016 Sec. 37(1)(j)(k). The Committee constituted for the said purpose, has recommended **A Grade** to **ASHOKRAO MANE COLLEGE OF PHARMACY, PETH-VADGAON, TAL. HATKANANGALE, DIST. KOLHAPUR** for the year from 2022-2023.*

Date: 14 MAR 2023
No 00165

Shri. Vilas S. Soyam
Deputy Register,
Affiliation T-2 Section



[BACK TO INDEX](#)



REPORT OF THE ACADEMIC AUDIT COMMITTEE

1. College Name: ASHOKRAO MANE COLLEGE OF PHARMACY, PETH WADGAON

PETH-VADGAON

Address: PETH WADGAON TAL - HATKANGALE DIST KOLHAPUR 416112

Year of Establishment: 2006

Telephone: STD Code: 2302471360

Government Approval No: PEC 2006/(289/6)/Tanshi-1

Date: 14-06-2006

Fax: 2302471361

E Mail ID: copbpharm@gmail.com

Web Site: www.amcoph.org

Type of Institute / College: CO-Education

Location: Semi-Urban

Status of University affiliation:

UGC 2F Approval: No

UGC 12B Approval: No

NAAC Accreditation year &
Grade:

NBA Accreditation year &
Grade:

NIRF ranking

Government approval status: Permanent Non-Grantable

Name of the Principal of the
College:

PRINCIPAL Dr. SACHINKUMAR VASANTRAO PATIL

2. Name Of Trust / Society

Names of Trust/Society: Shri Balasaheb Mane Shikshan Prasarak Mandal, Ambap

Address A/P-AMBAP TAL-HATKANANGALE Dist: Kolhapur

Year of establishment: 1980

Telephone Std Code: 2302407780

Fax 2302407750

E mail ID: bmspmcampas@gmail.com

Web site Address: www.amgkolhapur.com



Sachin Patil
PRINCIPAL
Ashokrao Mane College of Pharmacy
Peth-Vadgaon, Dist. Kolhapur.

[BACK TO INDEX](#)



3. Name Of Academic Audit Committee Members

List the Academic departments

Faculty / Branches	Name of the Department	UG	PG	Research
Science and Technology	Pharmacy	Yes	Yes	Yes

Furnish the number of the students admitted to the college during the last Five academic years. (Including Grantable & Non Grantable)

Categories	UG														
	Year 1			Year 2			Year 3			Year 4			Year 5		
	M	F	Trans	M	F	Trans	M	F	Trans	M	F	Trans	M	F	Trans
GEN/OPEN	107	121	0	92	128	0	77	118	0	105	122	0	126	130	0
SC	23	39	0	19	30	0	19	28	0	15	31	0	15	33	0
ST	2	1	0	1	2	0	0	2	0	0	2	0	0	4	0
OBC	44	51	0	49	59	0	40	57	0	40	46	0	36	48	0
VJ(A)	6	6	0	6	6	0	7	4	0	6	6	0	7	6	0
NT(B)	5	5	0	6	6	0	5	4	0	5	2	0	6	2	0
NT(C)	10	12	0	10	12	0	4	9	0	6	10	0	8	6	0
NT(D)	5	2	0	5	1	0	5	2	0	4	3	0	4	3	0
SEBC	0	0	0	0	0	0	13	14	0	10	12	0	6	11	0
EWS	0	0	0	0	0	0	1	2	0	6	7	0	7	12	0
TOTAL	202	237	0	188	244	0	171	240	0	197	241	0	215	255	0



[Signature]
PRINCIPAL

Ashokrao Mane College of Pharmacy
Peth-Vadgaon, Dist. Kolhapur.

[BACK TO INDEX](#)



Furnish the number of the students admitted to the college during the last Five academic years. (Including Grantable & Non Grantable)

Categories	PG														
	Year 1			Year 2			Year 3			Year 4			Year 5		
	M	F	Trans	M	F	Trans	M	F	Trans	M	F	Trans	M	F	Trans
GEN/OPEN	10	10	0	9	11	0	7	9	0	11	17	0	19	23	0
SC	5	3	0	4	3	0	4	5	0	4	6	0	4	5	0
ST	0	0	0	0	0	0	0	0	0	0	0	0	0	0	0
OBC	2	2	0	1	1	0	3	3	0	5	2	0	5	2	0
VJ(A)	2	0	0	0	0	0	0	1	0	0	1	0	0	0	0
NT(B)	0	0	0	0	0	0	2	1	0	0	1	0	0	1	0
NT(C)	0	3	0	2	2	0	2	2	0	2	1	0	0	0	0
NT(D)	0	0	0	0	0	0	0	0	0	1	0	0	1	0	0
SEBC	0	0	0	0	0	0	3	0	0	3	0	0	0	0	0
EWS	0	0	0	0	0	0	0	0	0	1	0	0	2	1	0
TOTAL	19	18	0	16	17	0	21	21	0	27	28	0	31	32	0

Details on Students Enrollment in the College during the Current Academic Year

Type of Students	UG	PG	M.Phil	Ph.D.	Total Students
Students from the same state where the college is located	469	62			531
Students from other state of India	1	1			2
NRI Students	0	0			0
Foreign Students	0	0			0



D. S. Wad
PRINCIPAL
 Ashokrao Mane College of Pharmacy
 Peth-Vadgaon, Dist. Kolhapur.

[BACK TO INDEX](#)



Course wise Faculty Information

Sr. No	Name of Faculty Member	Designation	Subject	Cast Category	Date of First Appointment	University Approval Letter No
1	Aishwarya Prakash Bhosale	ASSTT. PROFESSOR	Pharmacy	Open	30-12-1899	
2	Akshada Vivek Deshmukh	ASSTT. PROFESSOR	Pharmacy	Open		
3	Anand Panchakshari Gadad	PROFESSOR (COLLEGE)	Pharmacy	Open	01-01-1998	
4	Avdhut Pradip Jadhav	ASSTT. PROFESSOR	Pharmacy	Open		
5	Babaso Vitthal Udugade	ASSOCIATE PROFESSOR	Pharmacy	Open		Afi./T.5/BSP/F: 3171
	Jaykar Mahadeo Jagtap		Pharmacy	Open		
7	Jyoti Vijay Jadhav	ASSTT. PROFESSOR	Pharmacy	OBC	23-07-2019	
8	Manisha Vijaysinh Mane	ASSTT. PROFESSOR	Pharmacy	Open	01-09-2013	Afi./T.3/STS/F-2 93
9	Naziya Rafik Patel	ASSTT. PROFESSOR	Pharmacy	Open	30-12-1899	
10	Neha Dipak Desai	ASSTT. PROFESSOR	Pharmacy	Open	30-12-1899	
11	Pooja Sanket Shah	ASSTT. PROFESSOR	Pharmacy	Open	06-12-2021	
12	Poonam Nilesh Chougule	ASSTT. PROFESSOR	Pharmacy	Open		
13	Pramod Baburao Patil	ASSTT. PROFESSOR	Pharmacy	Open	01-08-2011	Afi./T.3/STS/F-2 93 no 6714
14	Pranali Pradeep Patil	ASSTT. PROFESSOR	Pharmacy	Open	30-12-1899	
15	Prashant Sadashiv Kumbhar	ASSTT. PROFESSOR	Pharmacy	OBC	01-10-2010	
16	Pravin Subhash Patil	ASSTT. PROFESSOR	Pharmacy	Open		SU/Affiliation/T. 5/Milave/No.15 44 Dated 11.02.2019
17	Puja Shashikant Patil	ASSTT. PROFESSOR	Pharmacy	Open	30-12-1899	
18	Rajanikant Balasaheb Ghotane	ASSTT. PROFESSOR	Pharmacy	SCHEDULE CASTE	01-11-2010	Ref.No.Afi.T.3 STSF/293 No 10201



[Signature]
PRINCIPAL
 Ashokrao Mane College of Pharmacy
 Peth-Vadgaon, Dist. Kolhapur.



Sr. No	Name of Faculty Member	Designation	Subject	Cast Category	Date of First Appointment	University Approval Letter No
19	SACHINKUMAR VASANTRAO PATIL	PRINCIPAL	Pharmacy	Open	02-08-2004	
20	Sandip Akaram Bandgar	ASSTT. PROFESSOR	Pharmacy	NT(C)	01-07-2008	AFF.T.3 STSF/293/1020 1 Dated 23 JAN 2013
21	Sarika Sampatrao Suryawanshi	ASSTT. PROFESSOR	Pharmacy	Open		
22	Savita Amarsinh Patil		Pharmacy	Open		
23	Shailaja Jaykumar Jaykumar Kamble	ASSTT. PROFESSOR		SCHEDULE CASTE	01-07-2019	
24	Shubhangi Bhaskarrao Sutar	ASSTT. PROFESSOR	Pharmacy	OBC	01-08-2011	
25	Shubhangi Vijaykumar Pawar	ASSTT. PROFESSOR	Pharmacy	Open		7685/2016-17 dated 23.11.2016
26	Snehal Nivas Korpale	ASSOCIATE PROFESSOR	Pharmacy	NT(C)	01-01-2016	
27	Sushilkumar Sukhanand Shinde		Pharmacy	Open		
28	Vikas Rajkumar Dhole	ASSTT. PROFESSOR	Pharmacy	Open	01-01-2001	Aff/T.3/STS/F - 293
29	Vipul Malgonda Patil	ASSTT. PROFESSOR	Pharmacy	Open	01-01-2001	Affiliation/T5/ST M/458
30	poornima Sachin Sankpal	ASSTT. PROFESSOR	Pharmacy	Open		
	smita Vasant Nhawkar	ASSTT. PROFESSOR	Pharmacy	OBC		



S. G. Mane
PRINCIPAL
Ashokrao Mane College of Pharmacy
Peth-Vadgaon, Dist. Kolhapur.

[BACK TO INDEX](#)



Research Information

1.	No. of M.Phil and Ph.D Faculty Member.	M.Phil	0
		Ph.D.	6
2.	No. of Students Completed M.Phil/Ph.D under the guidance of faculty Members in College/Department in last one year	M.Phil	
		Ph.D.	2
3.	Information Regarding Research Papers Presented/Published on University/State/National/International level in last	National	38
		International	17
4.	No. of Major/Minor research Projects in last one Academic Year	In Progress	1
		Completed	1




PRINCIPAL
 Ashokrao Mane College of Pharmacy
 Peth-Vadgaon, Dist. Kolhapur.



Academic Audit Committee Report
ASHOKRAO MANE COLLEGE OF PHARMACY, PETH WADGAON PETH-VADGAON
,PETH-VADGAON

Infrastructure Information

Sr.N	Criteria	Marks Allotted	Observation	Marks Obtained	Committee Marks
	Class rooms				
1	Adequate well furnished class rooms as per University/Apex body norms ·Required No 06 ·Available No 06 ·√ Adequate (10) Marks ·Less than Adequate (5) Marks ·Not Adequate (0) Marks	10	Yes	10	10
2	Virtual Classroomwith utilization ·√ If Yes (2) Marks ·No (0) Marks	2	Yes	2	0
3	Number of classrooms with ICT Facilities ·√ Above 50% facilities (5) Marks ·More than 25% facilities (3) Marks ·More than 10 % (2) Marks	5	Yes	5	5
	Laboratories				
1	No. and Size of Laboratories as per University Norms/Apex body ·Required No 16 ·Available No 16 ·√ Adequate (5) Marks ·Less than Adequate (3) Marks ·Not Adequate (0) Marks	5	Yes	5	5
2	Laboratory equipmentsavailable as per University /Apex body norms ·√ Adequate (5) Marks ·Less than Adequate (3) Marks ·Not Adequate (0) Marks	5	Yes	5	5
3	Computers availableas per University/Apex body Norms ·√ Adequate (5) Marks ·Less than Adequate (3) Marks ·Not Adequate (0) Marks	5	Yes	5	5
	Library				
1	Books in the library (1:5 Students: Books) (For Professional Course, as decided by the apex bodies) ·√ A) Reference Text Books (3) Marks ·√ B) Periodicals (1) Marks ·√ C) News papers (1) Marks	5	Yes	5	5
2	Journals ·√ i. International (Two each) (2) Marks ·√ ii. National (Two each) (2) Marks ·√ iii. E journals (Two each) (1) Marks	5	Yes	5	5



D. G. ...
PRINCIPAL
Ashokrao Mane College of Pharmacy
Peth-Vadgaon, Dist. Kolhapur.

[BACK TO INDEX](#)



3	Digital Library Facilities: (E Journals /CD's/ DVD's/ Infinite/ Delnet etc.) -√ Adequate (5) Marks -□ Sufficient (3) Marks -□ Insufficient (0) Marks	5	Yes	5	5
4	-√ Internet Facility provided to staff & utilization (2) Marks	2	Yes	2	2
5	-√ Internet Facility for student with time table & utilization (2) Marks	2	Yes	2	2
6	- Book Bank Facility (2) Marks	2	No	0	0
7	Library is automated -√ Fully automated (5) Marks -Partially automated (3) Marks	5	Yes	5	5
8	Reading Room -√ A) Student (3) Marks -√ B) Faculty (1) Marks	4	Yes	4	4
9	Budget allocated for purchase of books and journals during the year -A) 2% or more than 2% of total budget excluding salary (3) Marks -√ B) Up to 2% of total budget excluding salary (1) Marks	3	Yes	1	3
Faculty					
1	No. of required Teaching Faculty -√ A. 100% Appointment- (14) Marks -B. 76% to 99% Appointment- (10) Marks -C. 51% to 75% Appointment (8) Marks -D. Below 50% Appointment- (0) Marks	14	Yes	14	14
2	- Faculties deputed / sponsored for the improvement of academic qualification during last year. (3) Marks	3	No	0	0
Sports					
1	Gymkhana (with All Facilities) -√ A) Separate Room – (2) Marks -√ B) Indoor - (2) Marks -√ C) Outdoor (2) Marks	6	Yes	6	6
2	Well Equipped Playground -√ A) Own - (4) Marks -B) Rented - (2) Marks -C) On contract basis (1) Marks	4	Yes	4	4
Curricular and extracurricular activities					
1	-√ 1. Separate room for N.S.S. (2) Marks -2. Separate room for N.C.C (2) Marks	4	Yes	2	2
2	Facilities for extracurricular & Cultural -√ Activities (4) Marks -Adequate (3) Marks -Sufficient (2) Marks	4	Yes	4	3



[Signature]
PRINCIPAL
Ashokrao Mane College of Pharmacy
Peth-Vadgaon, Dist. Kolhapur.

[BACK TO INDEX](#)



Laboratory and Laboratory equipments are not applicable to the college/Department, then consider 90 Marks for input and convert it accordingly

Grade :-	College Marks	Committee Mark
81% and Above = A+		
71% to 80% = A		
61% to 70% = B		
51% to 60% = C		
50% and Below = D		
	Total Marks :-	100.00
	Mark's of obtained :-	91.00
	Percentage Of marks :-	91.00%
	Grade :-	A+



[Signature]
 PRINCIPAL
 Ashokrao Mane College of Pharmacy
 Path-Vadgaon, Dist. Kolhapur.

[BACK TO INDEX](#)



B:Process (300 Marks)

Sr.N	Criteria	Marks Allotted	Observation	Marks Obtained	Committee Marks
	Teaching-Learning and Evaluation -				
1	The institution assesses the learning levels of the students, after admission and organizes special programs for advanced learners and slow learners ·Advanced Learners Program : (5) Marks ·Slow Learners Program : (5) Marks	10	No	0	0
2	Student centric methods, such as experiential learning, participative learning and problem solving methodologies etc. are used for enhancing learning experiences (02 Marks for each method –	30	Yes	26	26
3	Percentage of teachers using ICT for effective teaching with Learning Management Systems (LMS), E-learning resources etc ·√ 96 % to 100% Teachers (20) Marks ·76 % to 95 % Teachers (15) Marks ·51% to 75 % Teachers (10) Marks ·26 % to 50 % Teachers (5) Marks ·25 % & Less Teachers (2) Marks	20	Yes	20	20
4	Ratio of mentor to students for academic and stress related issues (Total Teacher : Total Students) (Mentor : Mentee) ·√ Mentor: Mentee Ratio (1:50) - (5) Marks ·Mentor: Mentee Ratio (1:75) - (3) Marks ·Mentor: Mentee Ratio (1:100 & Above) - (2) Marks	5	Yes	5	5
5	Number of capability enhancement and development schemes ·A. Guidance for competitive examinations ·B. Career Counseling ·C. Soft skill development ·D. Remedial coaching ·E. Language lab ·F. Bridge courses ·G. Yoga and Meditation ·H. Personal Counseling ·I. Brain Storming ·J. Any other ·√ 10 or more of the above (20) Marks ·Any 6 of the above (16) Marks ·Any 5 of the above (12) Marks ·Any 4 of the above (8) Marks ·Any 3 of the above (4) Marks	20	Yes	20	16
6	The Institution ensures effective curriculum delivery through a well planned and documented process ·√ □ Teaching Plan – (2) Marks ·√ □ Departmental meeting record for distribution of workload, timetable etc.- (1) Marks ·√ □ Feedback- (2) Marks	5	Yes	5	5
7	Augmentation of Physical Infrastructure like classrooms, laboratories, library, computer equipments, etc. during the year	5	No	0	0
8	Upgradation on Laboratory equipments during the year		No	0	0



Dr. G. G. G.
PRINCIPAL
Ashokrao Mane College of Pharmacy
Peth-Vadgaon, Dist. Kolhapur.

[BACK TO INDEX](#)



9	Expenditure for purchase of books & Journals, CD's DVD's etc. during the year.	3	Yes	3	3
10	Expenditure for e-journals and online library during the year.	2	Yes	2	2
11	New Courses introduced of the total number of courses across all Programs offered during the year. ·Above 5 (10) Marks ·Between 3 to 5 (5) Marks ·Below 3 (3) Marks	10	No	0	0
12	Number of value-added courses imparting transferable and life skills offered during the year ·100% Departments with at least one Value added Course (20) Marks ·√ 76 % to 95 % (15) Marks ·51% to 75 % (10) Marks ·26 % to 50 % (5) Marks ·25 % & below (2) Marks	20	Yes	15	10
13	Institution has created an eco system for innovations including Incubation centre and other initiatives for creation and transfer of knowledge ·□ Established Incubation centre - (3) Marks ·√ □ Institution has created an eco system and Other initiatives for creation and transfer of knowledge - (2) Marks	5	Yes	2	0
14	Number of functional MoUs with institutions of National, International importance, other Universities, Industries, Corporate Houses etc. during the year (1 Mark for one functional MoU) (Maximum 10 Marks) ·MoUs with institutions of national, international importance ·MoUs with Other Universities ·MoUs with Industries & Corporate Houses	10	Yes	10	5
15	Number of linkages for faculty exchange, student exchange, internship, field trip, onthe-job training, research, etc during the year (1 Mark for each activity) ·Number of linkages for faculty exchange ·Number of linkages for student exchange ·Number of linkages for internship ·Number of linkages for field trip ·Number of linkages for on-the-job training ·Number of linkages for research etc	10	Yes	6	6
16	Percentage of students undertaking field projects / internships ·√ 76% to 100% (10) Marks ·51% to 75% (5) Marks ·1% to 50% (3) Marks	10	Yes	10	10
17	Participation of College in different sports events of the university during last year. (Per Sport activity 1 Mark)	10	Yes	10	10
18	Organization & Participation Technical Quiz / Seminar / Paper presentation /Project competition / Cultural events during last year (Per Event 1 Mark)	10	Yes	10	10
19	Number of extension and outreach programs conducted in collaboration with industry, community and Non - Government Organizations through NSS/NCC/Red cross/YRC etc., during the year (Number of extension and outreach programs conducted) (1 Mark per activity)	10	Yes	10	10



J. G. Mane
PRINCIPAL
Ashokrao Mane College of Pharmacy
Peth-Vadgaon, Dist. Kolhapur.

[BACK TO INDEX](#)



20	Percentage of students participating in extension activities with Government Organizations, Non-Government Organizations and programs such as Swachh Bharat, Aids Awareness, Gender Issue, etc. during the year -1% to 25% (4) Marks -26 % to 50% (10) Marks -51 to 75% (12) Marks -√ 76% to 100% (15) Marks	15	Yes	15	15
21	Use of Learning Management System	5	Yes	5	5
22	Contribution in Lead College Scheme -√ By college as Participant (5) Marks -By College as Conducting authority (3) Marks	5	Yes	5	5
23	Contribution in SUK Journals	5	No	0	0
24	No. of Faculty Members assisted for university assessment Total Answer book by each faculty member -Assessed more than 50% their students admitted in college (5) Marks -Assessed less than 50% their students admitted in college (3) Marks -Assessed exactly admitted students in their college (2) Marks	5	No	0	5
25	Participation in Cultural Programme -International Level/National Level (3) Marks -√ State Level & University Level (2) Marks	5	Yes	2	2
26	Participation of University sponsored schemes at college level	5	Yes	5	5
Research -					
1	Financial Assistance provided from college to faculty for research	5	No	0	0
2	Organizing workshops / seminars for inculcating research habits amongst teachers	5	Yes	5	5
3	Incubation centers in the Institutions	3	No	0	0
4	Leave and other incentives provided to teachers for research	3	No	0	0
5	The teachers benefited under FIP scheme of UGC during last three year.	5	No	0	0
6	Workshops / seminars organized during last three years for inculcating research habits amongst students	3	Yes	3	3
7	Research competitions, quiz etc. organized for students during last three years	5	Yes	5	5
8	Motivation for participation to students in research events like Avishkar etc.	3	Yes	3	3
9	Financial assistants provided to students for research activities from the institution	5	Yes	5	5
10	Participation in SUK sponsor research Scheme	5	Yes	5	5
11	Prospective Plans achieved by the College	2	No	0	0
Sports -					
1	Sports Scholarship / Financial assistance provided to students.	3	Yes	3	3



D. S. Gunt
PRINCIPAL
Ashokrao Mane College of Pharmacy
Peth-Vadgaon, Dist. Kolhapur.

[BACK TO INDEX](#)



2	Extra coaching provided to sportsman for particular Sports.	3	No	0	0
3	Financial assistant for dietary food, travelling etc. to sports students.	3	Yes	3	3
4	Organized workshops / Seminars for sports students.	2	Yes	2	2

Grade :-

81% and Above = A+

71% to 80% = A

61% to 70% = B

51% to 60% = C

50% and Below = D

	College Marks	Committee Mark
Total Marks :-	300.00	
Mark's of obtained :-	220.00	209.00
Percentage Of marks :-	73.33%	69.67%
Grade :-	A	B



[Signature]

PRINCIPAL

Ashokrao Mane College of Pharmacy
Peth-Vadgaon, Dist. Kolhapur.

[BACK TO INDEX](#)



C:Output (100 Marks)

Sr.N	Criteria	Marks Allotted	Observation	Marks Obtained	Committee Marks
1	Average result of final year of last year. -√ 91% to 100% Result (10) Marks -81% to 90 % Result (8) Marks -71% to 80% Result (6) Marks -61% to 70% Result (4) Marks -60% & Below Result (2) Marks	10	Yes	10	10
2	No. of students passed in first class and above in final year(last year) -√ 71% to 100 % (5) Marks -51% to 70 % (3) Marks -26% to 50 % (2) Marks -25% to 1 % (1) Marks	5	Yes	5	5
3	No. of students in University merit list in final year (last year) (1 Mark for each student in Merit List) (Maximum 5 Marks)	5	Yes	1	1
4	Percentage of student progression to higher education (previous graduating batch) A. UG to PG/ B. PG to M. Phil./Ph. D: C. PhD to Post doctoral: -61% to 100% (5) Marks -41% to 60% (4) Marks -√ 21% to 40% (3) Marks -20% & Less (2) Marks	5	Yes	3	3
5	Percentage of students qualifying in state/ national/ international level examinations during the year (e.g.: NET/SLET/GATE/ GMAT/ CAT/ GRE/TOEFL/Civil Services/State government examinations) -No of appeared students 98 -No of Qualified students 11 -√ Above 2% (of appeared students) (5) Marks -Less than 2% (of appeared students)- (2) Marks	5	Yes	5	5
6	Percentage of placement of outgoing students during the last year Name of the employer with contact details Number of students placed Name of the employer with contact details Number of students placed -√ 31 % To 100% (5) Marks -21 to 30% (3) Marks -11 to 20 % (2) Marks -1 to 10% (1) Marks	5	Yes	5	5
7	Number of research papers published in the Journals notified on UGC website during the years (ISSN Only- (Total Papers + Total Teachers) ×100 -No of Paper published 45 -√ Per teacher Three Papers-76 % to 100 % (10) Marks -Per teacher Two Papers - 51% to 75 % (8) Marks -Per teacher One Paper - 26 % to 50 % (5) Marks -Per teacher Below One Paper – 1% to 25% (2) Marks	10	Yes	10	10



D. G. ...
PRINCIPAL
 Ashokrao Mane College of Pharmacy
 Peth-Vadgaon, Dist. Kolhapur.

[BACK TO INDEX](#)



8	Books and chapters in edited volumes / books published, and papers in national / international conference-proceedings per teacher during the year (ISBN / ISSN Only) -Number of papers Published in Proceeding during Year:-(1 Mark per Paper, Maximum 5 Marks) 5 -Number of Books Published during Year :- (1 Mark Per Book, Maximum 5 Marks) 3 -Chapters in books Published during Year :- (0.5 Mark Per Chapter, Maximum 5 Marks) 1	15	Yes	9	9
9	No. of faculty members presented papers in symposium / workshop / conference / seminar in last year.(1 Mark per Paper, Maximum 5 Marks)	5	Yes	5	5
10	No. of Faculties contributed as resource persons at QIP/symposium /workshop / conference / seminar in last year. (1 Mark per Resource Person, Maximum 5 Marks)	5	Yes	5	5
11	No. of Students Completed M. Phil/Ph. D under the guidance of faculty Members in College. (1 Mark per Student, Maximum 5 Marks)	5	Yes	2	2
12	No. of Major/Minor Research Projects undertaken by faculty. (1 Mark per Project, Maximum 5 Marks)	5	Yes	2	0
13	Number of awards and recognition received by faculty from Government /recognized bodies during the year (1 Mark per Award/Recognitions) Total Number of Awards & Recognitions :	5	Yes	5	5
14	Number of awards/medals for outstanding performance in sports/cultural activities at university/state/national/international level etc. (award for a team event should be counted as one) during the year -International (Sports/ Cultural) (3) Marks -National (Sports/ Cultural) (2) Marks	5	Yes	2	2
15	Sports Scholarship received by the college during last year.	5	No	0	0
16	Percentage of students benefitted by Vocational Education and Training (VET)/Skill education/professional education during the year -√ 51 to 100% (5) Marks -26 to 50% (3) Marks -1% to 25 % (2) Marks	5	Yes	5	3

Grade :-

81% and Above = A+

71% to 80% = A

61% to 70% = B

51% to 60% = C

50% and Below = D

	College Marks	Committee Mark
Total Marks :-	100.00	
Mark's of obtained :-	74.00	70.00
Percentage Of marks :-	74.00%	70.00%
Grade :-	A	B



D. S. ...
PRINCIPAL
 Ashokrao Mane College of Pharmacy
 Peth-Vadgaon, Dist. Kolhapur.

[BACK TO INDEX](#)



8	Books and chapters in edited volumes / books published, and papers in national / international conference-proceedings per teacher during the year (ISBN / ISSN Only) - Number of papers Published in Proceeding during Year:- (1 Mark per Paper, Maximum 5 Marks) 5 - Number of Books Published during Year :- (1 Mark Per Book, Maximum 5 Marks) 3 - Chapters in books Published during Year :- (0.5 Mark Per Chapter, Maximum 5 Marks) 1	15	Yes	9	9
9	No. of faculty members presented papers in symposium / workshop / conference / seminar in last year.(1 Mark per Paper, Maximum 5 Marks)	5	Yes	5	5
10	No. of Faculties contributed as resource persons at QIP/symposium /workshop / conference / seminar in last year. (1 Mark per Resource Person, Maximum 5 Marks)	5	Yes	5	5
11	No. of Students Completed M. Phil/Ph. D under the guidance of faculty Members in College. (1 Mark per Student, Maximum 5 Marks)	5	Yes	2	2
12	No. of Major/Minor Research Projects undertaken by faculty. (1 Mark per Project, Maximum 5 Marks)	5	Yes	2	0
13	Number of awards and recognition received by faculty from Government /recognized bodies during the year (1 Mark per Award/Recognitions) Total Number of Awards & Recognitions :	5	Yes	5	5
14	Number of awards/medals for outstanding performance in sports/cultural activities at university/state/national/international level etc. (award for a team event should be counted as one) during the year - International (Sports/ Cultural) (3) Marks - National (Sports/ Cultural) (2) Marks	5	Yes	2	2
15	Sports Scholarship received by the college during last year.	5	No	0	0
16	Percentage of students benefitted by Vocational Education and Training (VET)/Skill education/professional education during the year - 51 to 100% (5) Marks - 26 to 50% (3) Marks - 1% to 25 % (2) Marks	5	Yes	5	3


Grade :-

	College Marks	Committee Mark
81% and Above = A+		
71% to 80% = A		
61% to 70% = B		
51% to 60% = C		
50% and Below = D		
	Total Marks :-	100.00
	Mark's of obtained :-	74.00
	Percentage Of marks :-	74.00%
	Grade :-	A
		B



[Signature]
PRINCIPAL
 Ashokrao Mane College of Pharmacy
 Peth-Vadgaon, Dist. Kolhapur.

[BACK TO INDEX](#)



SSP)
Member

Dr. S. S. Patil

06/05/22)
Chairman

Dr. H. N. More



Dr. H. N. More
PRINCIPAL
Ashokrao Mane College of Pharmacy
Peth-Vadgaon, Dist. Kolhapur.